




LED STRIP SPECIFICATION

LED480-COB-W30-24V-5W-4MM PRO version



Part Number: LED480-COB-W30-24V-5W-4MM

→ 12V/24V
→ W27/W30/W40/W65


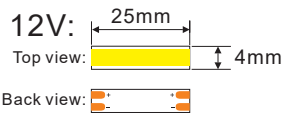
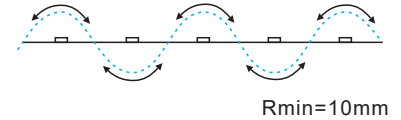
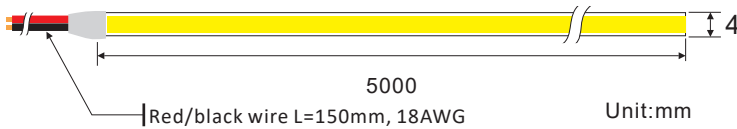


Description

12V / 24V, flexible COB LED strip (Step length: 25mm(12V)/50mm(24V)) with 3M adhesive tape on the back for easy installed. 573.90lm/m at 5W/m. 180° beam angle. Very good color reproduction with CRI>90.



Dimensions & Waterproof



Product Specification

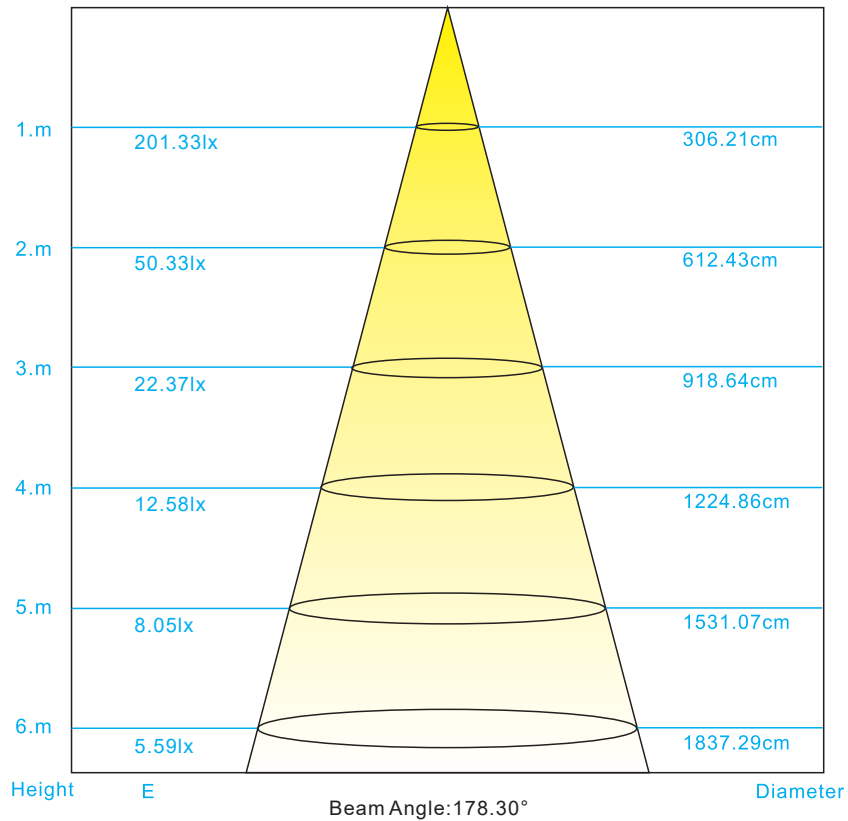
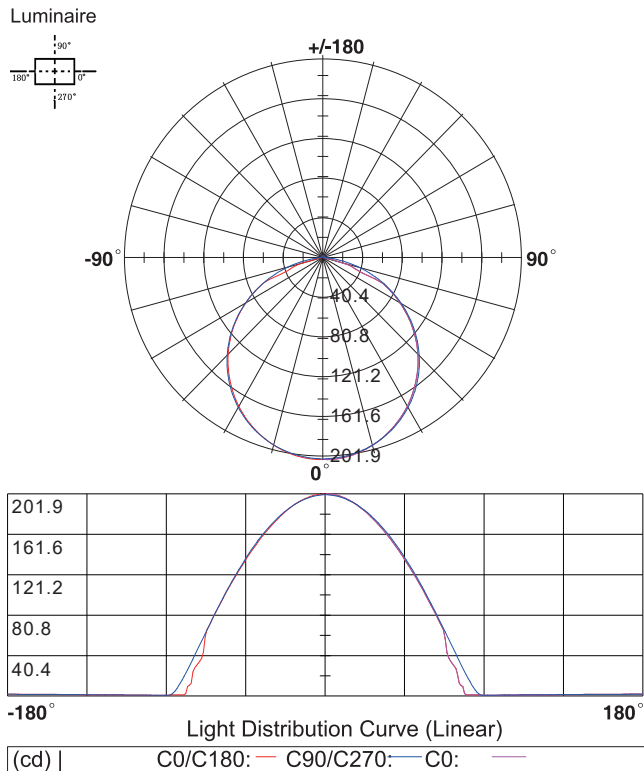
Dimension	5000x4x2mm
Chip Type	COB
Chips/m	480pcs
Step LEDs	6pcs(12V)/12pcs(24V)
Step Length	25mm(12V)/50mm(24V)

Voltage(V)	DC12V / DC24V
Current(A/m)	0.42A(12V)/0.21A(24V)
Power(W/m)	5W
Beam Angle	180°
Operation Temperature	-20°C~50°C

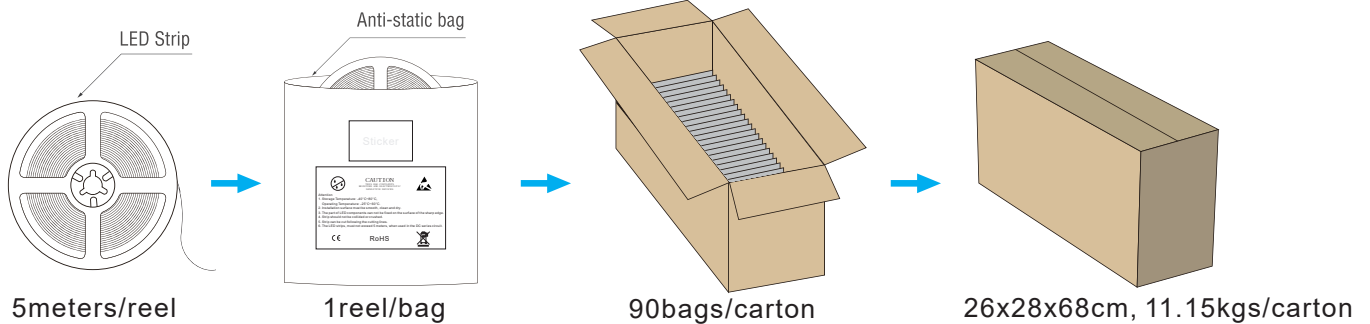
Product Photometrics (Data base on IP20 CRI>90)

CCT (K)	Lumen (lm/m)	Efficacy (lm/w)	CRI	R9	TM-30-15	
					Rf (Fidelity)	Rg (Gamut)
2700±100	481.05	96.21	92.33	62.26	90.55	99.88
3000±100	512.80	102.56	93.25	64.51	92.36	100.39
4000±200	550.75	110.15	92.93	65.28	94.55	101.19
6500±300	573.90	114.78	94.62	66.88	93.98	101.28

Light Distribution Curve [Data base on 1m IP20 6500K CRI>90, Unit:cd]



Packing Information (Data base on IP20)



Precautions for use

1. To protect the LED light strip, do not hit the light-emitting area with hard things.
2. After unpacking, please use in 24H to avoid the oxidation effect of solder joints.
3. Avoid direct contact with high temperature objects in the light-emitting area of the lamp, and the instantaneous contact temperature of the surface of the light-emitting area should be less than 210 °C.
4. The soldering iron temperature should be less than 300° during soldering, and the soldering time of single solder should be controlled within 3s.
5. It is strictly forbidden to twist the lamp with short distance. The single lamp strip (0.5 m) has a maximum twist angle of 720°.



6. The bend diameter at any position needs to be greater than 1cm.

